

NITECORE®



EDC29  red dot winner 2025
LUMINBLADE

ULTRA SLIM HIGH PERFORMANCE EDC FLASHLIGHT

UHI LED inside



Rapid Lock™

LUMENS

These images are for guide purpose only, actual result may vary depending on ambient factors.
They are the intellectual property of Nitecore. All rights to take legal action are reserved.

M-TURBO

Dual-Stage Tactical Buttons



Dual-Stage Tactical Customizable Button



Preset LUMIN SHIELD™ / STROBE for quick response during emergencies, ensuring no accidental triggers. Just press and hold down the Customizable Button, then full press the Power Button to switch between LUMIN SHIELD™ and STROBE.

Dual-Stage Power Button

Offers intuitive operations for quick response

- Half Press: **Brightness Levels Adjustment**
- Full Press: **On / Off**

Technical Data

	LUMIN SHIELD™ (Floodlight)	SEARCH (Spotlight)	HIGH	MID	LOW	ULTRALOW	STROBE
Brightness	6,500 Lumens	3,000 Lumens	1,200 Lumens	400 Lumens	100 Lumens	15 Lumens	6,500 Lumens
Runtime	—	—	2h	3h	13h	61h	—
Beam Distance	370m	400m	190m	100m	68m	30m	—
Peak Beam Intensity	35,360cd	40,230cd	8,952cd	2,496cd	1,158cd	230cd	—
Impact Resistance	1m						
IP Rating	IP54						

Note: The stated data is measured using the built-in Li-Ion battery (2,500mAh) under laboratory conditions. The data may vary in real world use due to different environmental conditions.

A person in tactical gear, including a cap and a backpack, stands on a rooftop at night. The scene is dimly lit, with a bright light source illuminating the person and the surrounding area. The person is looking towards the left side of the frame. The background shows a long building with many windows, and the sky is dark. The overall atmosphere is tactical and focused.

400 Meters Tactical SEARCH Mode

The two primary LED cores can be activated alone to punch out a stunning 3000-lumen beam and generate 40,230cd, rivaling tactical compact flashlights in terms of throw.

Rapid Lock™ Available

Lock / Unlock With One Slide
(Utility Model Patent No.: ZL202322748377.2)

Like the EDC33 and EDC35, the EDC29 also features Rapid Lock™ for fast and easy control. Simply slide to full/half lock or unlock the flashlight for immediate response, especially in critical situations.



Armor-Inspired Anti-Slip Body (Patent Pending)

The EDC29 features stainless steel shells at its front and rear, which are integrated with a carbon fiber composite frame. Its unique armor-style texture is designed to offer a secure grip, whether barehanded or with gloves.



Advanced Sandwich Construction

The stainless steel shells at its front and rear are fused with a carbon fiber composite frame, all secured by four sets of connector bolts for a durable build. It's lightweight at only 160g (5.64 oz) but doesn't sacrifice strength, capable of withstanding heavy pressure, twists, and bends.

Four Sets of
Connector Bolts



Stainless Steel
Shell (Rear)



Stainless Steel
Shell (Front)

Carbon Fiber Reinforced
Polymer (CFRP) Frame





Specifications

Height:
19.2mm
(0.76")



Width:
34.6mm
(1.36")



Length:
133.5mm
(5.26")

Built-in

2500mAh

Li-ion Battery



61 Hours
Extended Runtime

Achieves a 47% increase in battery capacity over the EDC27 UHi for a more extended use.




Multifunctional OLED Real-time Display



Brightness
Level



Battery
Voltage



Runtime
Remaining



Lockout
Mode



Power
Remaining

Brightness Level Preset Function

Before using the flashlight, half press the Power Button to preset the desired brightness level, perfect for tactical operations requiring precise illumination and for everyday use where softer light is preferred to prevent glare.






Sensor Protection Function

(Utility Model Patent Pending)


When the flashlight is off, if there is an obstruction near the light outlet and the flashlight accidentally accesses HIGH, the flashlight brightness will automatically decrease to avoid overheating.



Dual Lockout Modes



The Power Button is locked while the Customizable Button is available for direct access to LUMIN SHIELD™ / STROBE / SEARCH.



Both buttons are unavailable to activate the flashlight, ideal for long-term storage or long-distance transportation.



Lanyard
Included



Large Lanyard Hole

550 Paracord Compatible

Comes with a large lanyard hole and compatible with 4mm (0.16") 550 paracord. And the detachable clip also offers easy attachment to various accessories like lanyard beads.



Pocket Clip

Advanced Power Cut-Off (APC) Technology

An ultra-low standby
current of 1uA
provides a 365-day
ready experience in
the standby status.



Highly Efficient Constant Current Circuit (Non-PWM)

The constant brightness beam without flashing
guarantees the comfortable visual experience.

Non-PWM



PWM



1 Meter

Impact Resistant

IP54

Water Resistant



Features

- Utilizes 2 x UHI 20 MAX LEDs with a max output of 6,500 lumens
- Max peak beam intensity of 40,230cd and max throw of 400 meters
- 4 brightness levels to cycle through; SEARCH, LUMIN SHIELD™ and STROBE available
- One button customizable access to LUMIN SHIELD™ or STROBE READY™
- Multifunctional OLED real-time display for brightness level, lumens, battery voltage and runtime, etc.
- Built-in 2,500mAh Li-ion battery
- Uses a precision metal orange peel reflector, offering long range and wide angle illumination
- Advanced Power Cut-Off (APC) technology for an ultra-low standby power consumption
- Highly efficient constant current circuit provides a stable output up to 61 hours
- Dual tail switches enable intuitive operations
- Level preset function available for setting the desired level in advance
- Built-in Li-ion battery charging circuit with a USB-C port
- Intelligent mode memory function
- Lockout Switch (Rapid Lock™) available for Semi Lockout Mode and Full Lockout Mode
- Incorporated Advanced Temperature Regulation (ATR) module (Patent No. ZL201510534543.6)
- High strength stainless steel body with PVD (Physical Vapor Deposition) titanium coating
- Waterproof and dustproof rating in accordance with IP54
- Impact resistant to 1 meter





Package List



EDC29



Lanyard



USB-C
Charging Cable



User Manual

EDC29 LUMINBLADE

The EDC29 is our most advanced ultra slim tactical flashlight yet. With a stunning 6,500-lumen beam that reaches up to 400 meters, it ensures enough safety and confidence when darkness falls, all in a remarkably slim design. Like a blade cutting through the dark, it redefines what's possible on slim flashlight with superior performance.



All-Round Excellence


Zenith of EDC Flashlights

 **LUMIN SHIELD™**



6500-Lumen
LUMIN SHIELD™ + STROBE

2 x UHi 20 MAX LEDs



M-TURBO
Dual-stage Tactical Buttons



Multifunctional
OLED Display




Rapid Lock™



Built-in
2500mAh

Li-ion Battery



EDC29


Extensive
Armor-Style
Anti-Slip Texture



Brighter, Bolder, Better

Dual NiteLab UHi 20 MAX LEDs

Featuring a slim design with the powerhouse performance of the TM (Tiny Monster) Series, the EDC29 redefines what a compact flashlight can achieve. Built with a dual LED system with 18 cores, it delivers unrivaled brightness and extraordinary long-range capabilities in an ultra-thin design, outperforming bulkier mid-sized flashlights and setting a new standard in terms of performance.



High Performance
Primary Core (UHi 20)



8 Auxiliary Cores

- Dual LEDs With 18 Cores
- LUMIN SHIELD™

- 6,500 Lumens
- STROBE Mode

- Spotlight + Floodlight
- SEARCH Mode

NiteLab UHi LED

Both NiteLab and NITECORE belong to SYSMAX which is dedicated to exploring LED technology to reinvent the flashlight LED solutions. NiteLab cooperates with an industrial partner to jointly develop the UHi LED Series, specially designed for professional portable lighting products. Featuring high light density and high beam intensity, the UHi LED utilizes the round light emitting surface (LES) to achieve an optimal lighting effect and beam distance, which challenges the impossible and begins a new era of the flashlight LED.

UHi LED Family

UHi 10 UHi 20/25/MAX UHi 40/MAX UHi 50 UHi 100





Ultimate Lighting Control With **LUMINBLADE**

LUMIN SHIELD™, STROBE READY™ & SEARCH available



6500 LUMENS

NITECORE's patented tech,
offering broad light for
enhanced defense

STROBE READY!
ULTIMATE ONE-HANDED OPERATION

6500 LUMENS
with Random Frequencies

For stronger dizzying effects

400 METERS

Tactical SEARCH Mode (Spotlight)

Offers long-range
visibility



6500-Lumen LUMIN SHIELD™

Activates a 6500-lumen light for immediate, wide-area protection that shields you from threats and illuminates the surroundings without causing glare.





2nd Generation
Randomly Changing
STROBE READY™!
ULTIMATE ONE-HANDED OPERATION

The randomly changing frequencies can cause stronger dizzying effects due to the inadaptability of the naked eyes.

*Frequency Range: 16Hz-20Hz